

Installation Effet de Champ

Artist contact :

Stéphane Bissières

+33 680 872 071

stephanebissieres@gmail.com

EQUIPMENT LIST

Please provide :

- The furniture support for installation according to building instructions attached
- a LED panel : 120x30x1 cm (please contact us for reference)
- a Mac mini
- a 5-way power strip
- a timer
- a cooling fan for furniture

The artist provide :

- ferrofluids vials
- electromagnets
- drivers for electromagnets

Furniture for installation Effet de Champ :

(A) Glass cover 5mm (posed on Led panel) :

Dimensions : H*L*I: 15*120*30cm

(B) wood furniture (width : 15mm)

Dimensions : H*L*I: 80*120*30cm

(1) 2x wood panels (rear/front) 120*80cm

(2) 2x lateral wood panels : 80*27cm

(3) interior structure «H» shaped

2x horizontal wood panels : 100*27cm

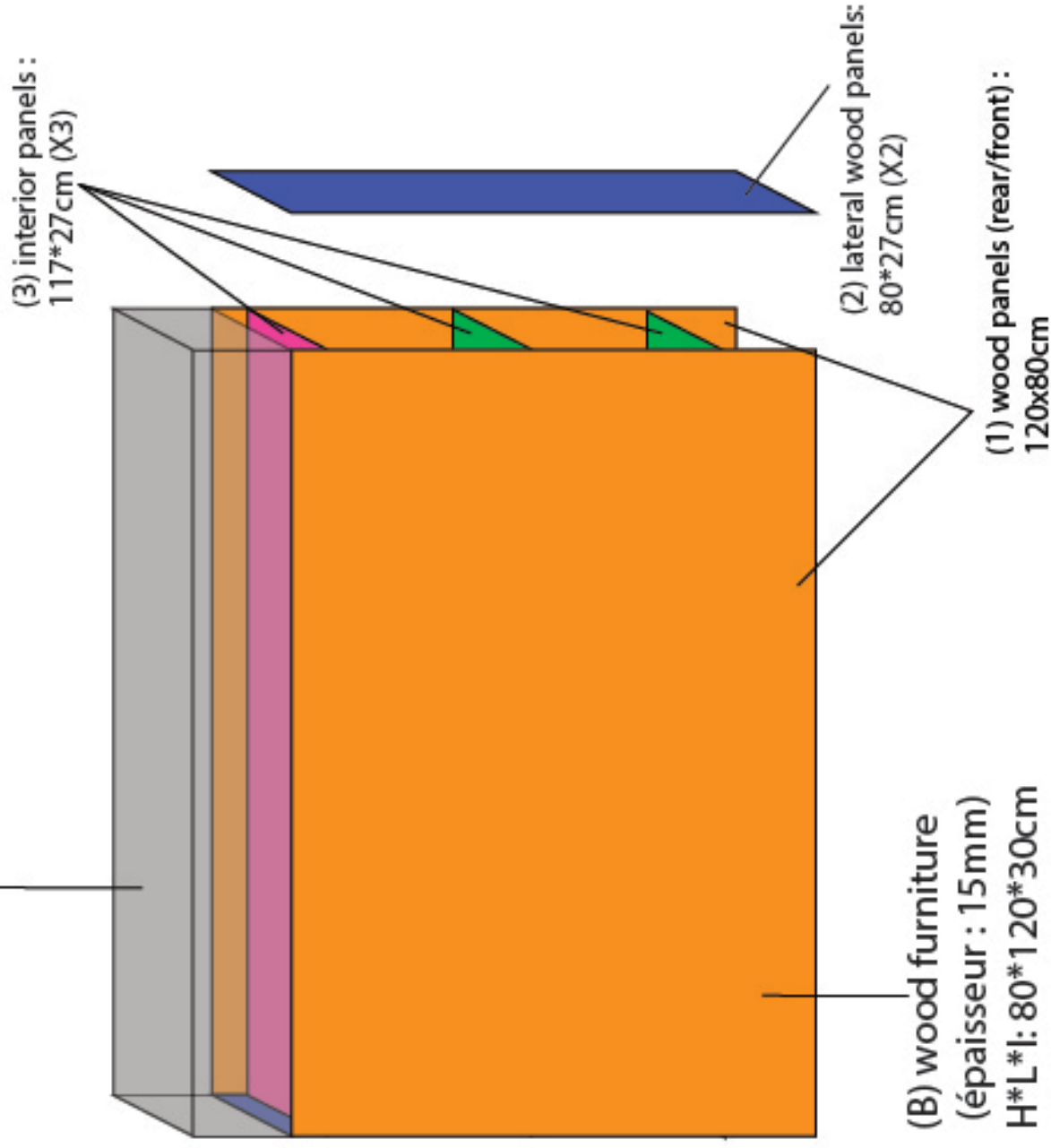
2x vertical wood panels : 50*27cm

(4) support for magnets

1x horizontal wood panel 100*27 posed on two cleats

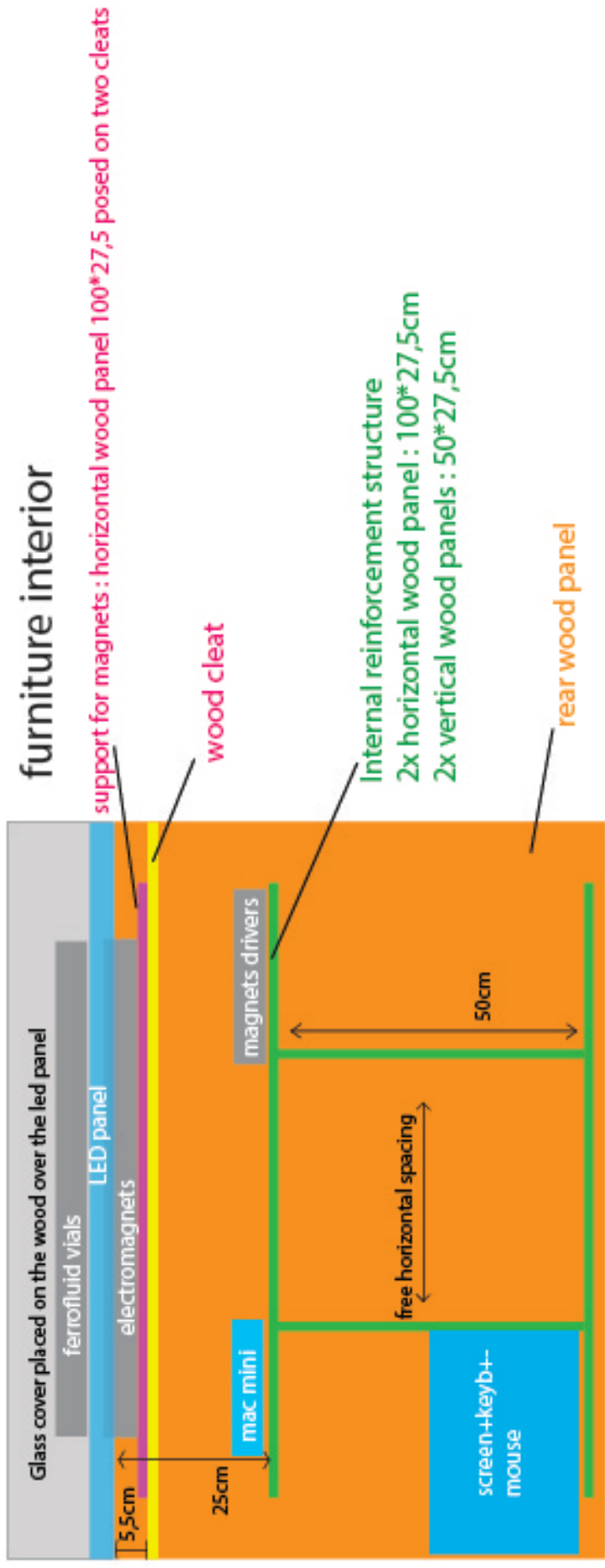
An Led panel will be placed under the display case, the ambient light should be low to highlight the device.

(A) glass cover :
H*L*I: 15*120*30cm

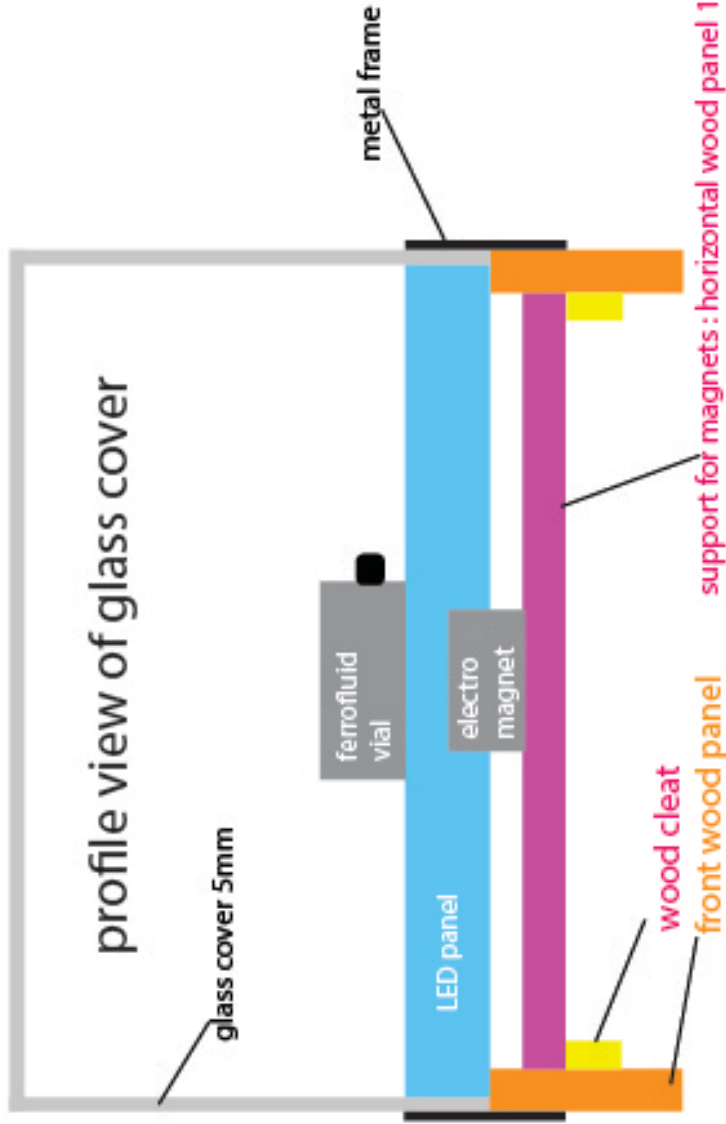


(B) wood furniture
(épaisseur : 15 mm)
H*L*I: 80*120*30cm

furniture interior



profile view of glass cover



contact :
 stephanebissieres@gmail.com / 0680872071

The image shows the interior of a wooden box or crate. The walls and floor are made of vertical wooden planks. A central divider, also made of wood, runs horizontally across the width of the box, creating two equal-sized compartments. The divider has a distinct H-shaped cross-section. The wood is light-colored with visible grain and knots. A bright green rectangular label is superimposed over the central divider.

Interior structure « H » shaped



Reinforcement structure fixed on rear panel





LED panel :
the bottom is drilled to embed the magnets

