


# FRACTION

Vector Field

---



Vector Field is an audiovisual performance that explores the real-time manipulation of a purposely minimalist vector stream, distorted by sound.

## Inspiration

As many scientists believe, what we commonly call "Time" is in fact only a human perception of quantum state changes of matter. There is no before, and there will be no after, only a moment which under our eyes is transformed according to the immutable rules our universe.

Inspired by this principle, in Vector Field, the artist portrays a three-dimensional homophonic and abstract structure, deliberately using references to the science of topology and the common representation of sound waves in western culture to represent an aesthetic flow generated by computer, drawing an elusive continuum, as a mirror of its inner perception.

The performance is based on transformation of visual artifacts by sound material, creating transient 3D geometries explored in real time by the displacement of a virtual camera, in symbiosis with sound, which acts as a energy guide creating ruptures and contrasts echoing these transformations with emotional evocation.

The quest of live equilibrium between visual and sound media creates a performance with radical and highly dynamic presence where dense soundscapes and minimal geometries carry the audience into a journey of immersive metamorphosis

---



# General Information

---

Artist performs sound and generative visuals from a unique laptop. The artist stands in the middle of the stage, before the screen.

The performance has two formats : « classic », a standard version that uses a stereo sound format, and « hybrid » version that uses surround sound format, smoke and stroboscopes. If that's your interest, this last one that is currently (jan 2020) in development should be discussed precisely with the artist.

Projection aspect of the piece can be adjusted according to venue possibilities. Multi screen projection is possible. As the artist performs at the center of the stage before the screen, a retro video projection is ideal to avoid shadow strike.

Set up + video/sound check = 60 mn required prior to the performance

## Video

---

- Video Check : 10/15mn.
- A single channel HDMI will be provided from laptop located on stage.
- The resolution of the video signal will be full HD (minimum)

Requested :

- High quality video projector, DLP technology, capable of accepting HDMI signal at full HD, 10k lumens recommended (6K minimum)
- All necessary cables and adaptor to route the signal from the laptop on stage to the projector

# Sound

- Sound Check : 15mn

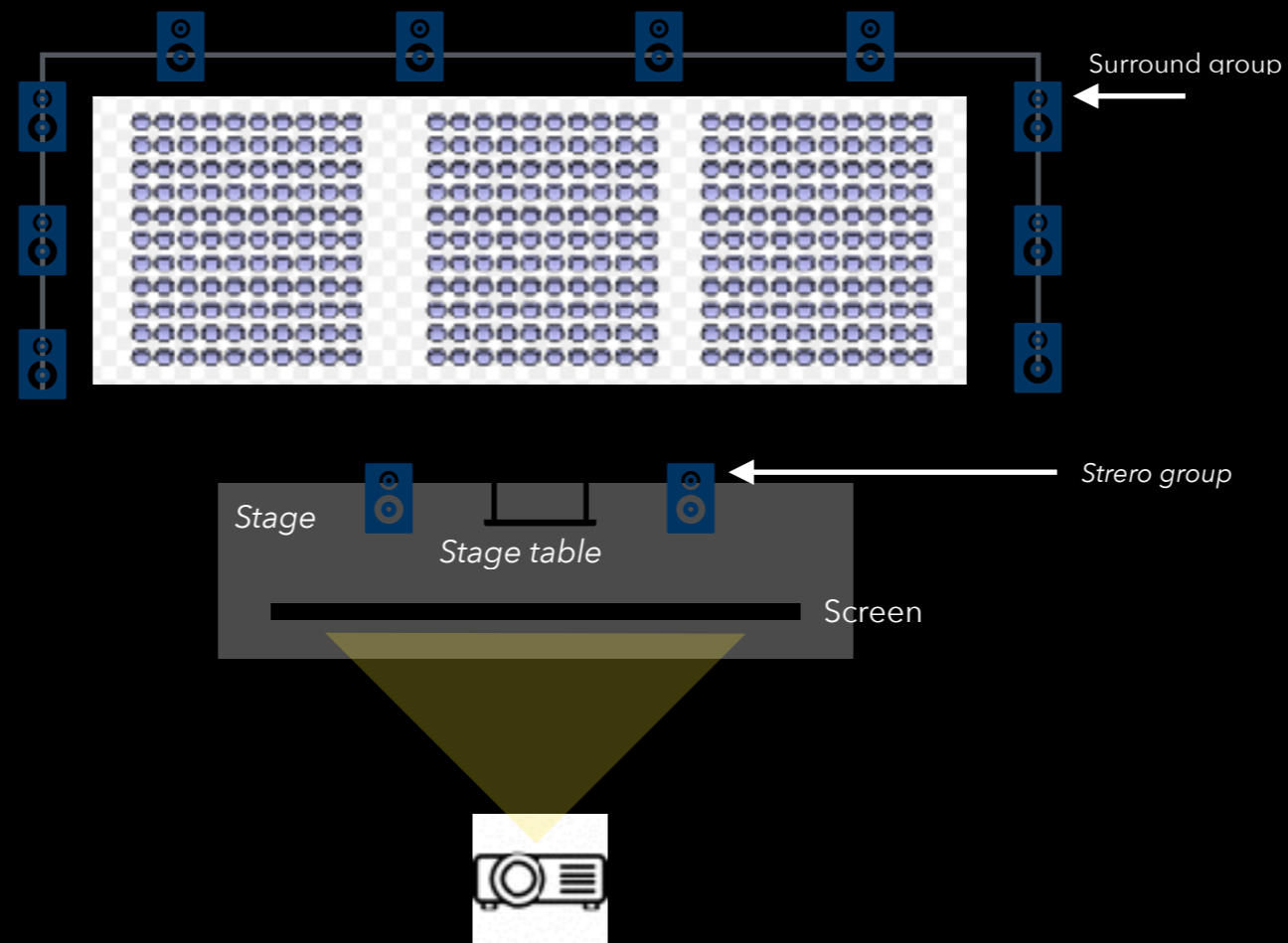
## For classic version (stereo performance) :

- Mixer is not required on stage. Audio signals come from Motu Ultra Lite mk3 and are line level analog audio on blanked 1/4" TRS jacks. The signals from the Soundcard is routed directly to the house mixing board via DI Boxes provided by production. The production must also provide 2x1/4" TRS jacks to connect the sound card to the main PA
- Sound system need to be able to deliver undistorted signal at 105db over the whole frequency range from 30hz-20kHz. This implies we need a lot of energy in the low and very low end. Provide enough appropriate subwoofers.
- 2 stage mono tis - with stereo pan - are required and positioned on each side of the artist on stage.

## For Hybrid version :


- an array of speaker should be layered around the audience area, whose the position must be discussed with artist. If your intention is to organize this set up get in touch with artist directly to discuss for feasibility. Example here :

The hybrid version involves for production to provide x numbers of speakers, stands, and a Sound card with the necessary outputs, and multichannel input mixer





Izlog festival (Zagreb)



Immerse Festival (Paris)



Tadaex Festival (Teheran)



Volumens Festival (Valencia)

# Artist stage map



5 slots power extension on stage



VP (idealy retro projection to avoid shadow striking)



Stereo to PA (with DI box)



Laptop



AUDIO CARD



Usb device

Ad hoc Network



2 x I pads

## Various

---

- no light during the show other than that coming from the video projector
  - Venue should be as dark as possible
  - praticable or stage table must be provided prior to set up (ideal 1,20m h x 1,5m L x 0,80m l)
  - After sound.video check, equipments should no be removed prior to performance. This means that the praticable provided initially for sound check should remain the one used for performance.
  - Ideally equipment must be remained powered after the sound.video check, in order to keep the set up steady and ready for performance
- *Optional :In case of Hybrid version, production must add : one smoke machine, one (or two if possible) stage stroboscopes*

## Contact

---

For any questions, reach Eric (fraction) at [fractionmusic.com](http://fractionmusic.com)

Useful links:

Web : <http://www.fractionisnoise.art>

IG [https://instagram.com/fraction\\_is\\_noise/](https://instagram.com/fraction_is_noise/)

FB <https://www.facebook.com/fractionisnoise>

Vimeo <https://vimeo.com/fractionisnoise>